


# SPOJEVI U KONSTRUKCIJAMA PROIZVODA OD DRVETA

SPAJANJE  
(NASTAVLJANJE) ELEMENATA  
PO DEBLJINI

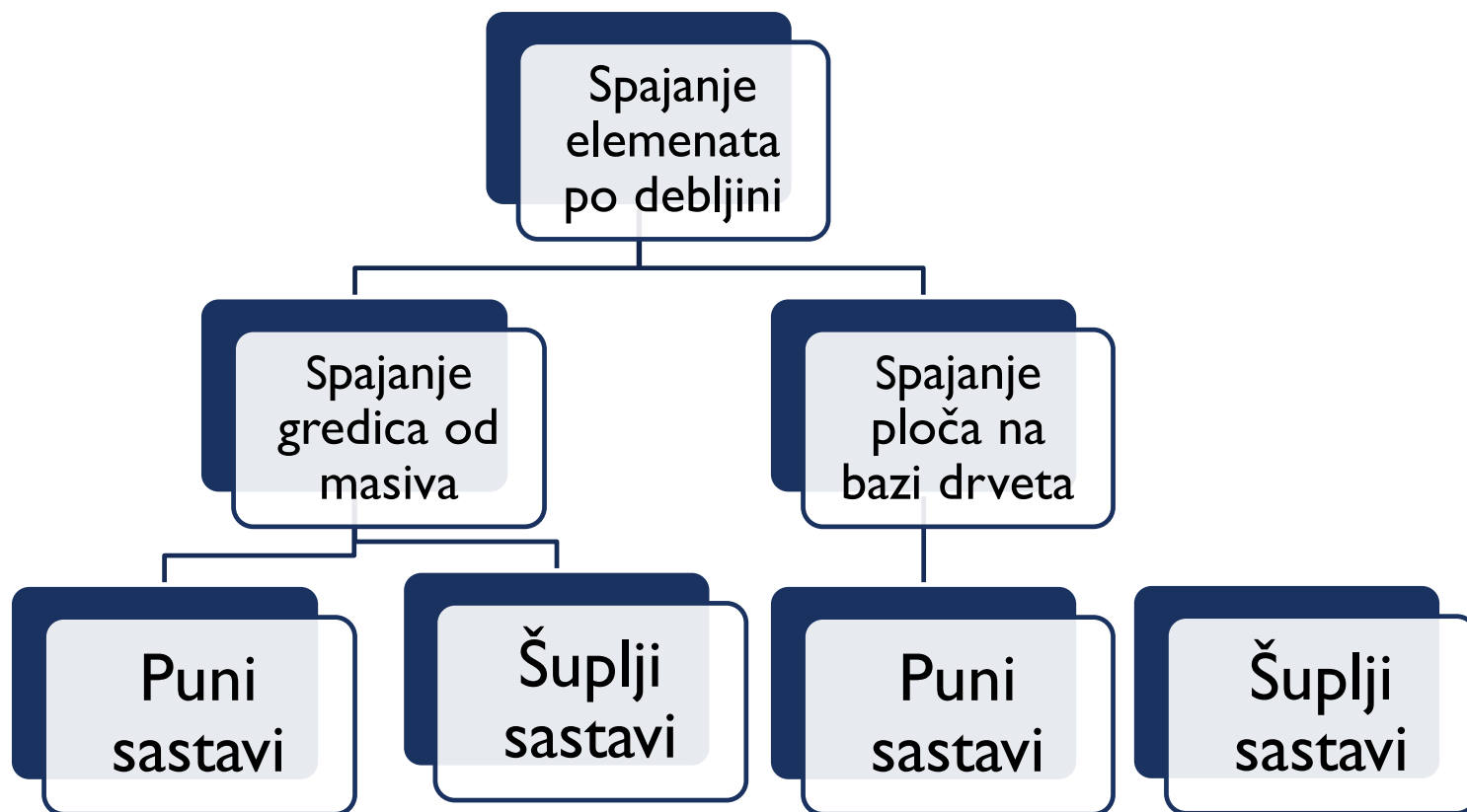


# SPAJANJE ELEMENATA RADI POVEĆANJA MERA

- Spajanje po dužini
- Spajanje po širini
- **Spajanje po debljini**



# SPAJANJE ELEMENATA PO ŠIRINI



**NAPOMENA:** svi spojevi su fiksni

# SPAJANJE (NASTAVLJANJE) ELEMENATA PO DEBLJINI

SPAJANJE GREDICA OD MASIVA PO DEBLJINI

PUNI SPOJEVI





## Spajanje gredica po debljini sa lepkom

# PRAVILA

faktor	uslov
Debljina sklopa	$\geq 45\text{mm}$
Dimenzija punog sklopa	Nema ograničenja
Dimenzija šupljeg sklopa	$\approx 88 \times 88\text{mm}$
Površina lepljenja	A!!
Način slaganja	Pravac godova (d/d ili l/l)

## Spajanje gredica po debljini sa lepkom

# PRAVILA

faktor	uslov
Debljina sklopa	$\geq 45\text{mm}$



50mm →  $\approx 45\text{mm}$




## Spajanje gredica po debljini sa lepkom

# PRAVILA

faktor	uslov
Dimenzija punog sklopa	Nema ograničenja
Dimenzija šupljeg sklopa	≈88x88mm



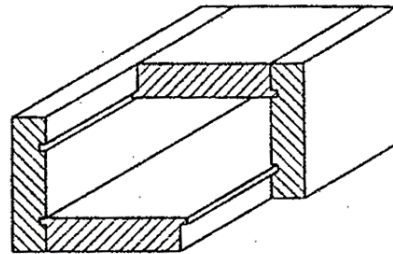
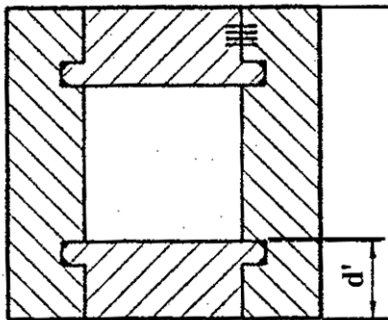




## Spajanje gredica po debljini sa lepkom

# PRAVILA

faktor	uslov
Dimenzija punog sklopa	Nema ograničenja
Dimenzija šupljeg sklopa	$\approx 88 \times 88 \text{ mm}$

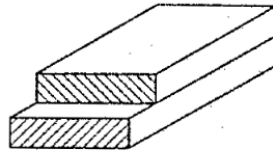
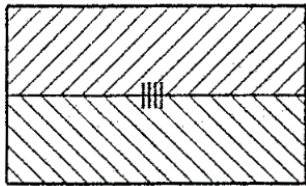


## Spajanje gredica po debljini sa lepkom

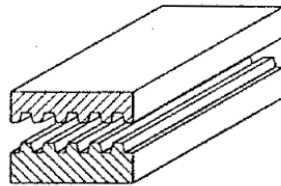
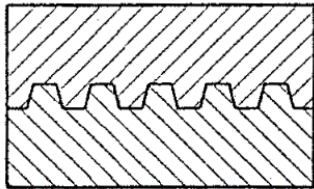
# PRAVILA

faktor	uslov
Površina lepljenja	A!!

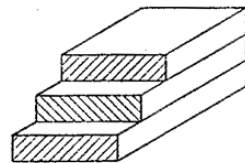
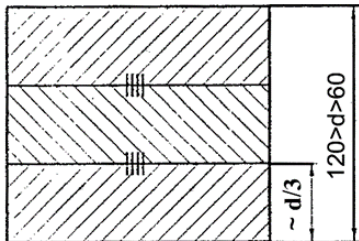




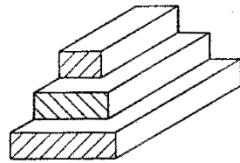
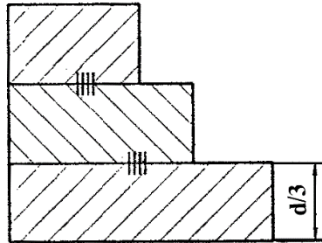
Debljinsko nastavljanje na ravnu sljubnicu



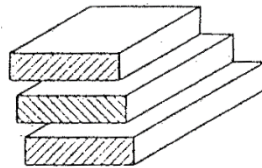
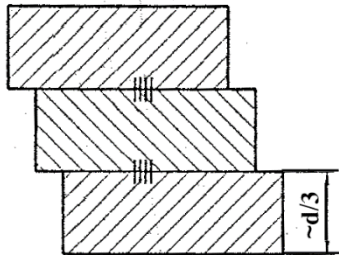
Debljinsko nastavljanje klinastim zatupljenim zupcima



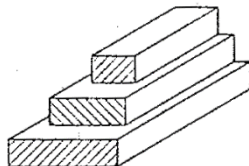
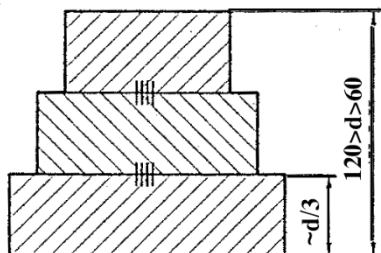
Troslojno debljinsko nastavljanje na ravnu sljubnicu



Troslojno debljinsko nastavljanje na ravnu sljubnicu, asimetrično

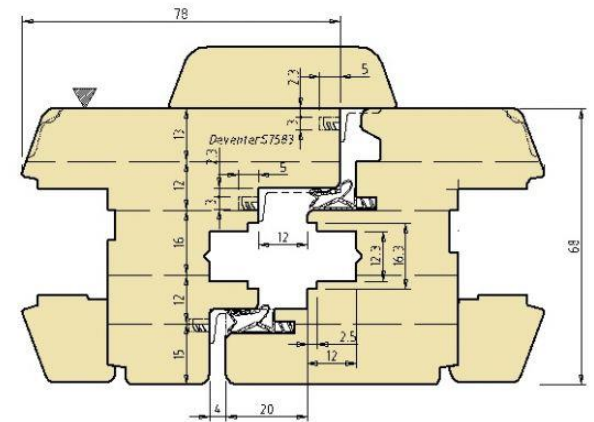
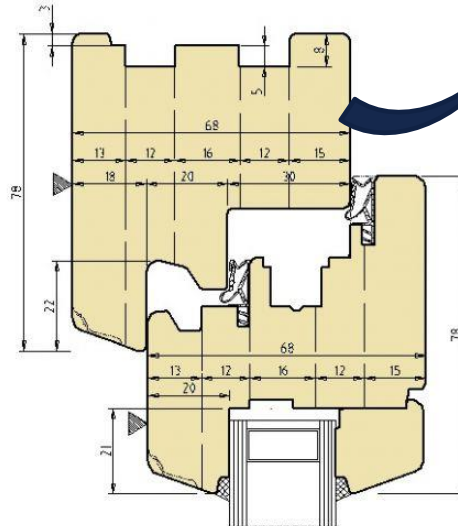
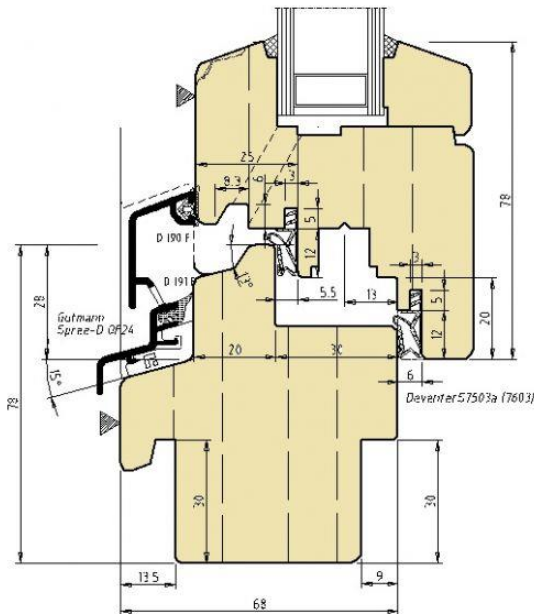
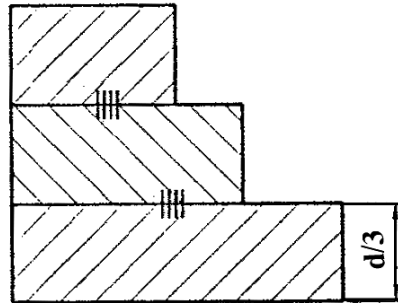
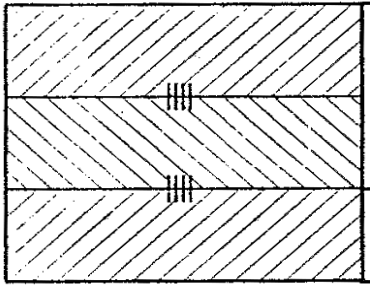


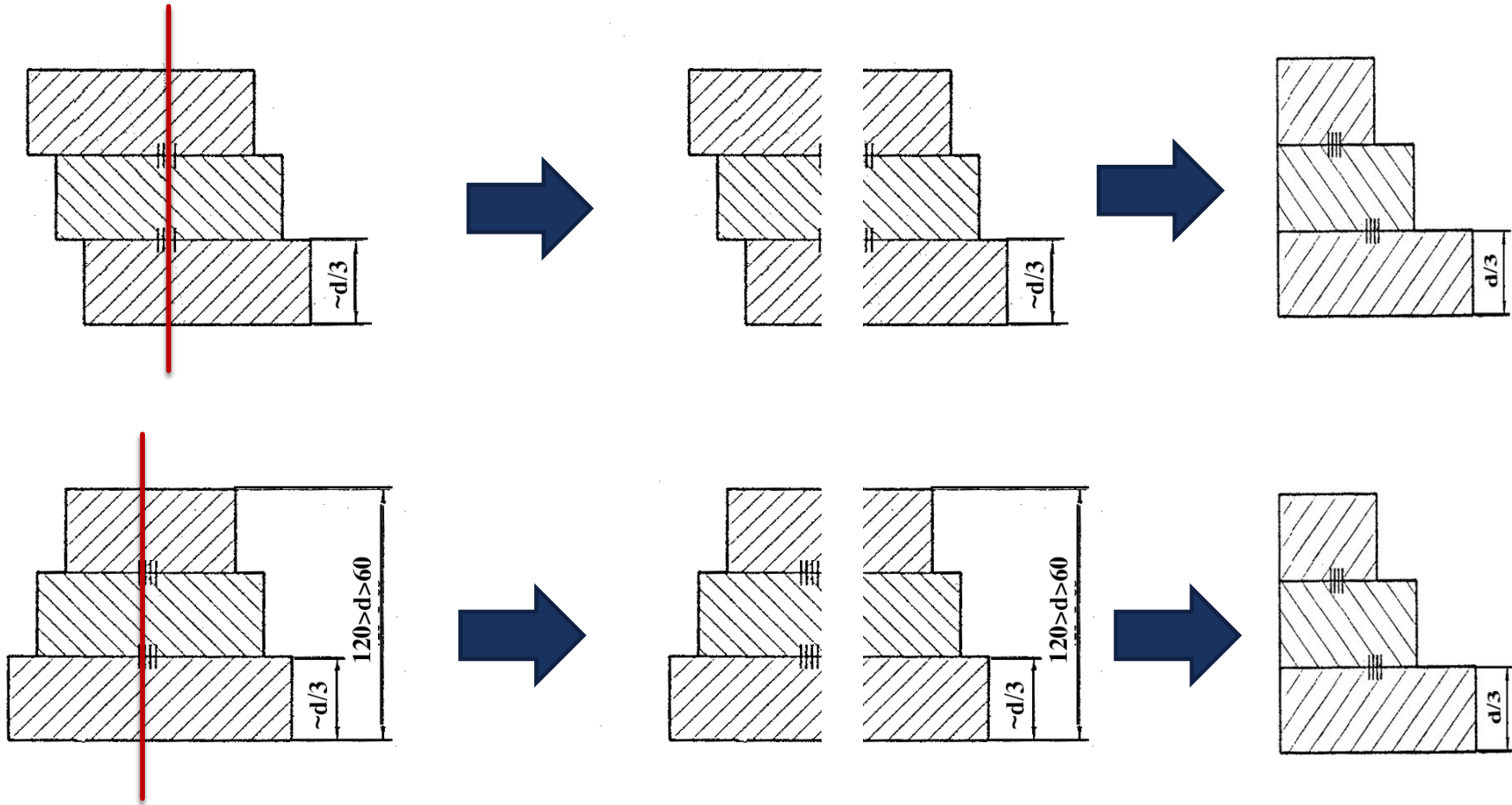
Troslojno debljinsko nastavljanje na ravnu sljubnicu, dvostrano asimetrično

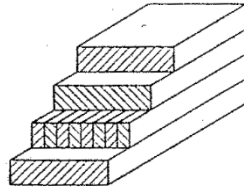
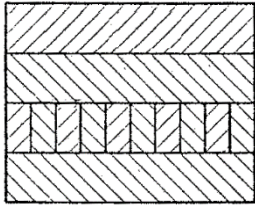


Troslojno debljinsko nastavljanje na ravnu sljubnicu, dvostrano asimetrično

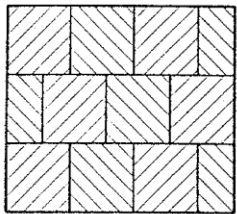
# Prednosti asimetričnog nastavljanja







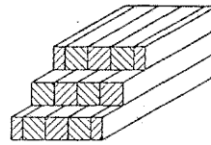
Četvoroslojno debljinsko nastavljanje na ravnu sljubnicu, sa jednom višeslojnom konstrukcijom



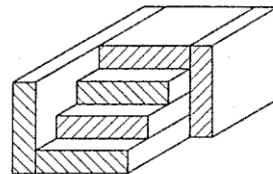
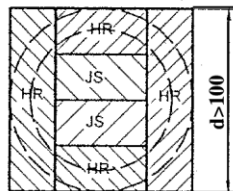
I konstrukcija

II konstrukcija

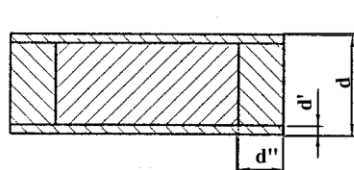
III konstrukcija



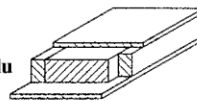
Troslojno spajanje daščanih ploča



Troslojno spajanje na ravnu sljubnicu sa četvoroslojnom srednjom konstrukcijom



$b$  = širina  
 $d'$  = 1 - 3 mm furnir  
 $d''$  = 3 - 6 mm oplatica  
 $d''$  ovisi o rubnom profilu

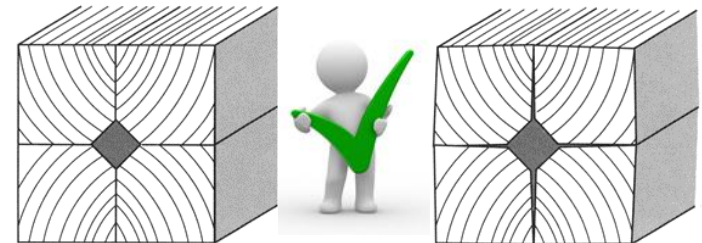


Troslojno spajanje sa troslojnom srednjicom

## Spajanje gredica po debljini sa lepkom

# PRAVILA

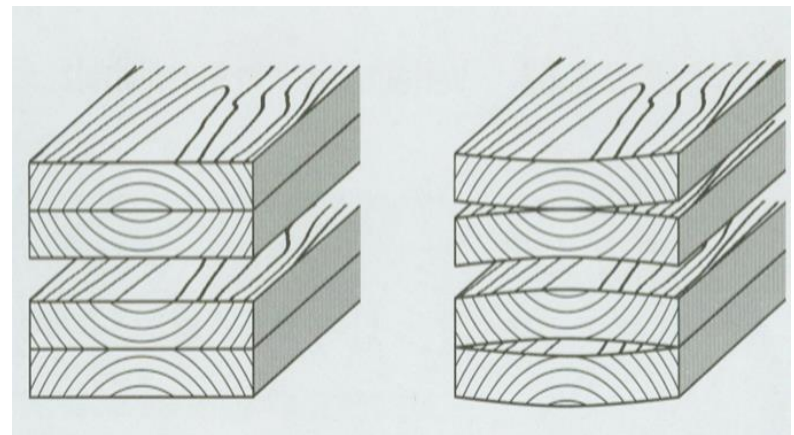
faktor	uslov
Način slaganja	Pravac godova ( <b>d/d</b> ili <b>l/l</b> )

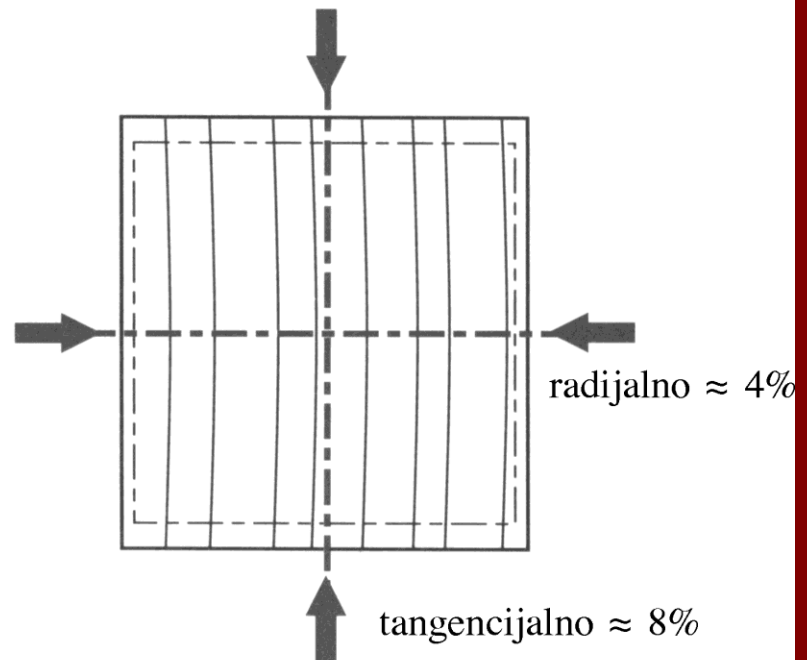
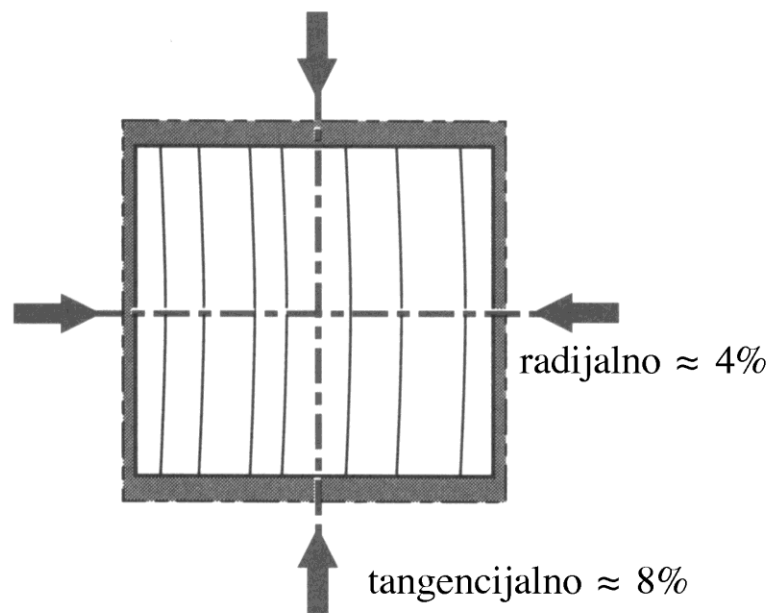
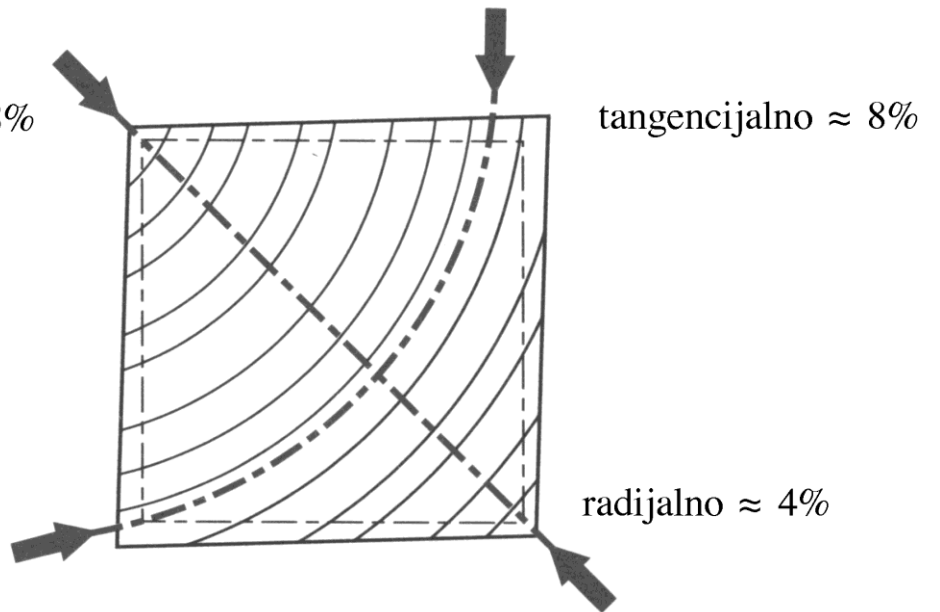
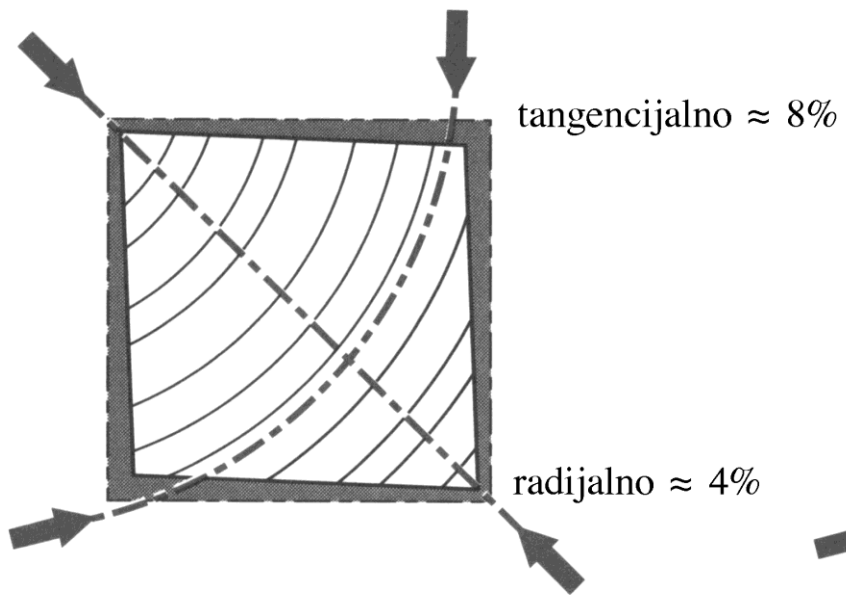








# SLAGANJE GREDICA

- „Po dimenzijama“
- Po teksturi (pravcu pružanja vlaknaca) i boji





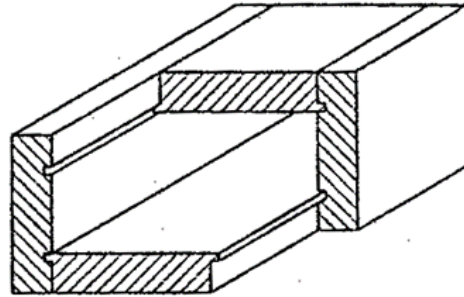
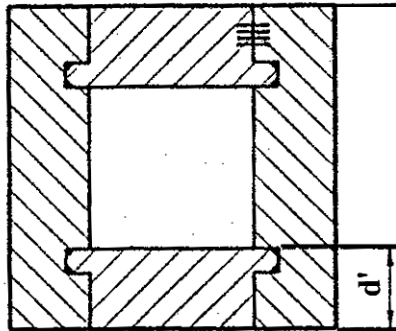


# SPAJANJE (NASTAVLJANJE) ELEMENATA PO DEBLJINI

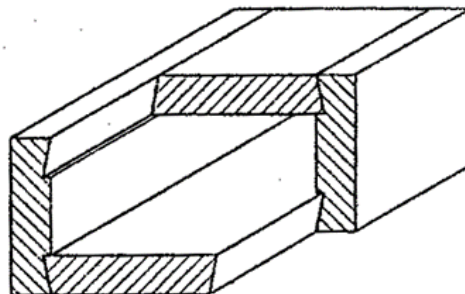
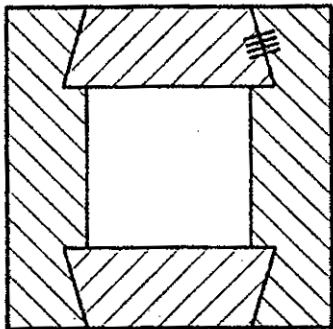
SPAJANJE GREDICA OD MASIVA PO DEBLJINI

ŠUPLJI SPOJEVI

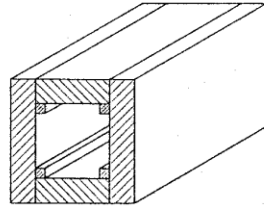
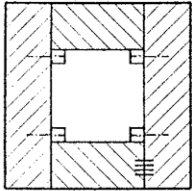




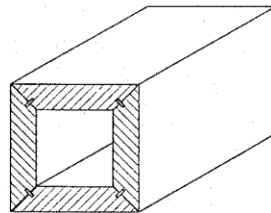
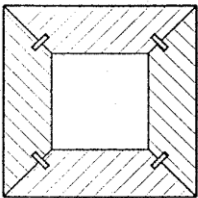
Šuplja greda spojena  
na pero i utor



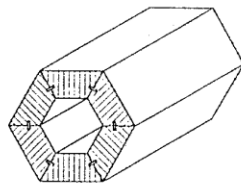
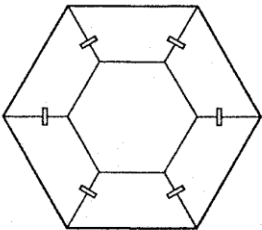
Šuplja greda  
spojena kosim  
urezima



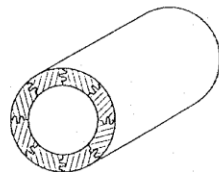
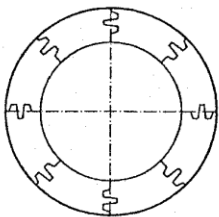
Šuplja greda spojena na ravnu sljubnicu sa odstojnim letvicama



Šuplja greda spojena na kosu sljubnicu pomoću umetnutog pera



Šestougaona šuplja greda spojena na kosu sljubnicu pomoću umetnutog pera



Cilindrični sastav spojen klinasto zupčastom vezom

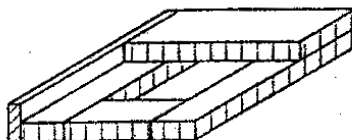
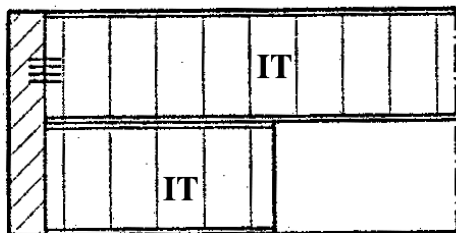
---

# **SPAJANJE (NASTAVLJANJE) ELEMENATA PO DEBLJINI**

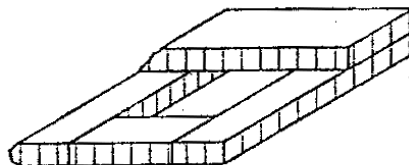
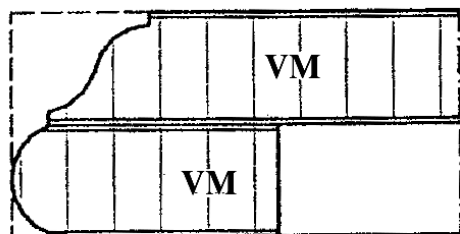
SPAJANJE PLOČA NA BAZI DRVETA

PUNI SPOJEVI

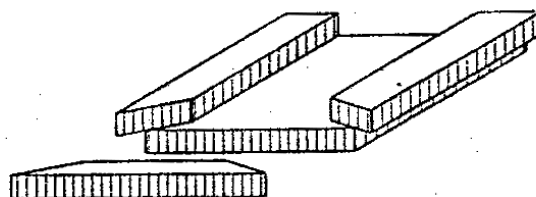
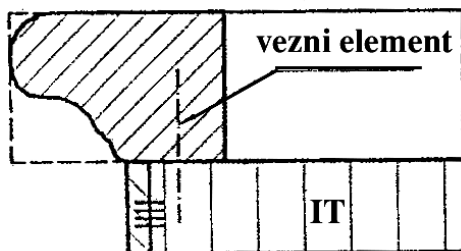
## Prividno podebljanje



Sastavljanje pločastih elemenata sa rubnom letvom



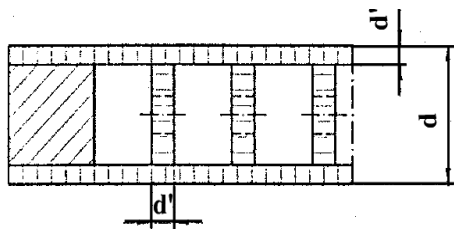
Sastavljanje profilisanih pločastih elemenata



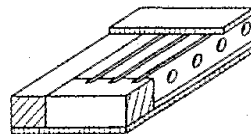
Sastavljanje profilisanih pločastih elemenata pod uglom od 45°



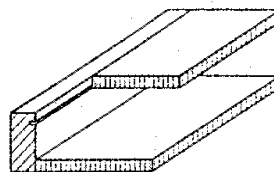
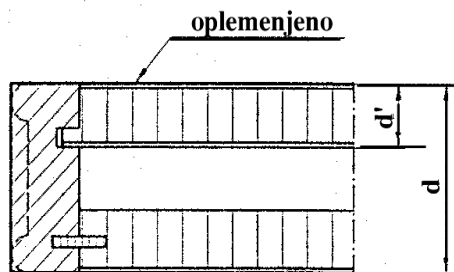
# Debljinsko nastavljanje ploča na bazi drveta



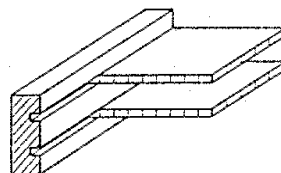
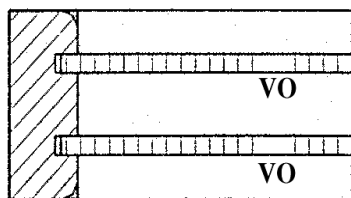
$l = 2 - 5 d'$   
 $d' = 3 - 6 \text{ mm}$   
 $d'' > 5 \text{ mm}$



Ram od masiva sa ispunom od letvica obložen tankim pločama



Razmaknute ploča spojene rubnom letvom



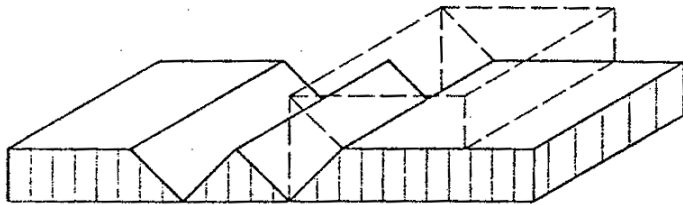
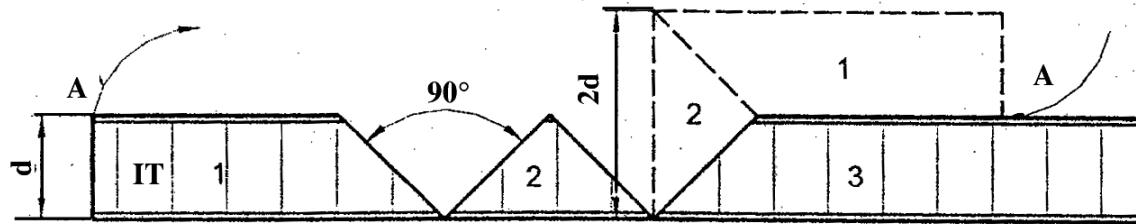
Razmaknute ploče postavljene u utor rubne letve

---

# **SPAJANJE (NASTAVLJANJE) ELEMENATA PO DEBLJINI**

SPAJANJE PLOČA NA BAZI DRVETA

ŠUPLJI SPOJEVI



Debljinsko nastavljanje  
preklapanjem  
oplemenjenih ploča

